



TANKLOGIX PORTAL

DISPOSALS P-18 2.1

AUTHOR: GREG BAGLEY

CONTENTS

INTRODUCTION.....	2
NAVIGATION	2
Disposals > Disposal Form P-18 2.1.....	2
URL: http://www.client-tanklogix.com/Disposal/DisposalFormP1821.aspx	2
WHAT'S DIFFERENT IN VERSION 2.1?.....	2
BUG FIXES / CHANGES	2
PAGE FEATURES.....	3
NEW: NO DATA COLLECTED FOR THIS MONTH	5
NEW: USING PREVIOUS MONTH ENDING BALANCE	6
REFACTORED BUTTONS.....	6
CHECKBOXES	6
REFRESH P-18 INFORMATION	6
ICONS AND SYMBOLS.....	6
OTHER INFORMATION.....	6

INTRODUCTION

The is the latest production for the P-18.

NAVIGATION

Disposals > Disposal Form P-18 2.1

URL: <http://www.client-tanklogix.com/Disposal/DisposalFormP1821.aspx>

Replaces version 2.0

WHAT'S DIFFERENT IN VERSION 2.1?

Version 2.1 fixes a duplication bug relating to leases-wells combinations:

BUG FIXES / CHANGES

Duplication was happening in the P18 amounts on certain cases. The issue involved the matching of ticket transaction data with Lease, Well, etc. information from the RRC monthly data imports and the Company-Supplied Leases and Wells entries.


We will refer to the LeaseNumber + RRCDistrict + OilGas as **3-PART MATCHING**

We will refer to the LeaseNumber + RRCDistrict + OilGas + WellNumber as **4-PART MATCHING**

- The Company-Supplied Lease and Well Management 3.2+ page allows **4-PART MATCHING** on creation and edits.
- You see a **4-PART MATCHING** in the lease-wells lookup on Ticket Management 3.2
- The RRC Verified status in the Ticket Grid is based on **3-PART MATCHING**
- The P-18 matching and summation is only based on **3-PART MATCHING (this is the duplication error area bug that is fixed in this version)**
- Future Allocation reports broken out by Well Number will rely on **4-PART MATCHING**

So, you may enter matching 3-part values

PAGE FEATURES

DISPOSAL FORM P-18  A1

NO SITE DATA IS AVAILABLE FOR THIS MONTH A2

POPULATE THE BEGINNING OIL STORAGE (SECTION III.1 OF THE P-18), USING THE ENDING OIL STORAGE BALANCE FROM THE PREVIOUS MONTH B

COMPANY: TankLogix Oil Company
DISPOSAL SITE: Cradlepoint (30806)
REPORTING MONTH-YEAR: January 2017
 C

RAILROAD COMMISSION OF TEXAS
Oil and Gas Division

SKIM OIL/CONDENSATE REPORT --
LIQUID HYDROCARBONS RECOVERED FROM
SALT WATER GATHERING SYSTEMS PRIOR
TO INJECTION OR OTHER DISPOSAL OF WATER

FORM P-18

(Rev. 01/01/86)

D


OPERATOR NAME AND ADDRESS (Exactly as shown on P-5. Organization Report)
REPORTING PERIOD: January 2017
CORRECTED REPORT? YES E
RRC DIST. NO: 08
OPERATOR NO.

Name of Gathering System or Facility: _____ System Serial No. _____
Location: _____ Lease/ID # (If applicable) _____
Distance and direction from nearest town: _____

SECTION I – METHOD OF DISPOSAL OF WATER RECEIVED INTO SYSTEM

1. INJECTION INTO A RESERVOIR PRODUCTIVE OF OIL OR GAS
Field and Reservoir: _____ Authorization for Injection: (Order No., UIC Project No., or date of letter): _____
2. INJECTION INTO DISPOSAL WELL(S)
Name and Well No. of Disposal Well(s): _____ Authorization for Disposal Well(s): (Order No., UIC Permit No., or date of letter): _____
3. OTHER (eg., Tidal Disposal, etc.)
Describe Disposal Method: _____ Authorization for Disposal Method: (Order No. or date of letter): _____

SECTION II – OPERATIONS DATA FOR REPORTING PERIOD

1. Does this system receive salt water from more than one operator? YES NO F
2. Number of oil leases and/or gas wells that system gathers from:  G NET BARRELS

13. ≠ From line 4, this is the water from non-producing properties for which no matching leases are found on the RRC database.....
(Line 13 is the unproduced non-lease portion of lines 4; this amount will NOT be allocated in Section V of P18).

ALLOCATION NOTE: Do you wish to allocate producing properties for which **no** matching leases are found on the RRC database across Section V? These "lease-less" amounts will be allocated to those producing properties in Section V having valid leases, using the same percentages of current valid lease allocation for this month. For example, if Lease "My Lease" has 100 barrels of water for the month (representing 10% of all valid-found lease activity), and if there are 1000 total barrels of water for which leases cannot be found, then we will take 10% of the 1000 barrels of the unknown-lease water (= **100** barrels) and add to the known lease amount of **100** barrels, thus allocating a total of **200** barrels to "My Lease".

YES NO

H

SECTION III - STORAGE AND RUN DATA

- 1. Liquid hydrocarbons in storage beginning of reporting period.....
- 2. Total liquid hydrocarbons skimmed during reporting period over which were not returned to leases.....
- 3. Total liquid hydrocarbons sold during reporting period.....
- 4. Liquid hydrocarbons in storage end of reporting period (Line 1 + Line 2 - Line 3 = Line 4).....

0
NaN

SECTION IV - GATHERER DATA

Name(s) of gatherer(s) of liquid hydrocarbons sold:

1. Name	1. Amt.	1. RRC #
2. Name	2. Amt.	2. RRC #
3. Name	3. Amt.	3. RRC #
4. Name	4. Amt.	4. RRC #

CERTIFICATE

I declare under penalties prescribed in Sec. 91.143, Texas Natural Resources Code, that I am authorized to make this report, that this report was prepared by me or under my supervision and direction, and that data and facts stated herein are true, correct, and complete, to the best of my knowledge.

Signature

Date

Telephone No.

Print Name

Title

Mail Original to
Railroad Commission of Texas
Oil and Gas Division
Capitol Station - P.O. Drawer 12967
Austin, Texas 78711-12967

SAVE P-18 DATA CREATE PDF

NEW: NO DATA COLLECTED FOR THIS MONTH

ITEM A2: In some situations, the Texas RRC will allow the submission of a P-18 Form with **no water received**. For example, a fire at a site could prevent any disposal activity for that month. By checking this box, **NO DATA COLLECTED FOR THIS MONTH**, and editing the with zeros the following fields in sections II, III, and IV:

SECTION II – OPERATIONS DATA FOR REPORTING PERIOD		
1. Does this system receive salt water from more than one operator? <input checked="" type="checkbox"/> YES <input type="checkbox"/> NO	2. Number of oil leases and/or gas wells that system gathers from: <input type="text" value="0"/>	NET BARRELS
3. Water received from producing properties during reporting period.....		<input type="text" value="0"/> +
4. Water received from non-producing properties during reporting period.....		<input type="text" value="0"/> =
5. Total barrels of water received during reporting period (Line 3 + Line 4).....		<input type="text" value="0"/>
6. Total liquid hydrocarbons skimmed from water received during reporting period.....		<input type="text" value="0"/>
7. Tolerance of liquid hydrocarbons not required to be allocated back to leases (Line 3 x .0005). Multiple operator systems only....		<input type="text" value="0"/>
8. Excess skim liquid hydrocarbons to be allocated/credited back to leases served (Line 6 – Line 7).....		<input type="text" value="0"/>
9. Liquid hydrocarbons received as identifiable "slugs" credited to leases and/or gas wells from which they were produced.....		<input type="text" value="0"/>
10. Excess skim liquid hydrocarbons not credited on Line 9, but to be allocated back to properties served (Line 8 – Line 9).....		<input type="text" value="0"/>

11. † From line 3, this is the water from producing properties for which matching leases are found on the RRC database.....		<input type="text" value="0"/>
12. † From line 3, this is the water from producing properties for which no matching leases are found on the RRC database.....		<input type="text" value="0"/>
13. ≠ From line 4, this is the water from non-producing properties for which no matching leases are found on the RRC database..... (Line 13 is the unproduced non-lease portion of lines 4; this amount will NOT be allocated in Section V of P18).		<input type="text" value="0"/>
<p>ALLOCATION NOTE: Do you wish to allocate producing properties for which no matching leases are found on the RRC database across Section V? These "lease-less" amounts will be allocated to those producing properties in Section V having valid leases, using the same percentages of current valid lease allocation for this month. For example, if Lease "My Lease" has 100 barrels of water for the month (representing 10% of all valid-found lease activity), and if there are 1000 total barrels of water for which leases cannot be found, then we will take 10% of the 1000 barrels of the unknown-lease water (= 100 barrels) and add to the known lease amount of 100 barrels, thus allocating a total of 200 barrels to "My Lease".</p>		
<input checked="" type="checkbox"/> YES <input type="checkbox"/> NO		
SECTION III – STORAGE AND RUN DATA		
1. Liquid hydrocarbons in storage beginning of reporting period.....		<input type="text" value="0"/>
2. Total liquid hydrocarbons skimmed during reporting period over which were not returned to leases.....		<input type="text" value="0"/>
3. Total liquid hydrocarbons sold during reporting period.....		<input type="text" value="0"/>
4. Liquid hydrocarbons in storage end of reporting period (Line 1 + Line 2 - Line 3 = Line 4).....		<input type="text" value="0"/>
SECTION IV – GATHERER DATA		
Name(s) of gatherer(s) of liquid hydrocarbons sold:		
1. Name <input type="text"/>	1. Amt. <input type="text" value="0"/>	1. RRC # <input type="text"/>
2. Name <input type="text"/>	2. Amt. <input type="text" value="0"/>	2. RRC # <input type="text"/>
3. Name <input type="text"/>	3. Amt. <input type="text" value="0"/>	3. RRC # <input type="text"/>
4. Name <input type="text"/>	4. Amt. <input type="text" value="0"/>	4. RRC # <input type="text"/>

You may produce page 1 of the P-18 report with **zero values**.

NEW: USING PREVIOUS MONTH ENDING BALANCE

ITEM B: If you select this checkbox, the P-18 Data in **Section III box 4: Liquid hydrocarbons in storage end of reporting period from the previous month for this Site** will be retrieved and placed in **Section III box 1: Liquid hydrocarbons in storage beginning of reporting period**. This is simply a convenience. No durable data is changed at this point – it is just a UI web page copy. It is a previous ending balance copied to a current beginning balance in Section III.

If you click the button: SAVE P-18 DATA, this previous month ending balance will be permanently saved into the database as the beginning balance of the current month.


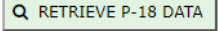
REFACTORED BUTTONS

ITEMS C, D and I: Retrieve P-18 Data, Save P-18 DATA, and CREATE PDF buttons are refactored – mostly cosmetic.



CHECKBOXES

ITEMS E, F and H Corrected Report, Section II.1 YES/NO Does this system receive salt water from more than one operator? Allocation Note checkboxes have been refactored and now save values properly in both the database and P-18 PDF document, so that printing is correct, and retrieval of data properly sets the checkboxes properly.

REFRESH P-18 INFORMATION

 Blue refresh icon will pull in any new information from ticket data stores. This is for convenience. It does the same function as the button click: 

ICONS AND SYMBOLS

toggling the  icon will show/hide certain information. Clicking the  icon will send you to the TankLogix blog where tutorials and other helps can be found for this page.

OTHER INFORMATION

	Documentation Version / Author / Revision Date
1	1.0 / Greg Bagley / July 25, 2017
2	1.1 / Greg Bagley / August 21, 2017
3	1.0 / Greg Bagley / Sept 15, 2017
4	1.1 / Greg Bagley / February 21, 2018